



# The AMA History Project Presents: Biography of REGINALD LEIGH DENNY

November 20, 1891 – June 16, 1967



Transcribed by NR (08/2001); Formatted & Edited by SS (10/2002); Update by JS (04/2016)

## Career:

- Famous actor of screen and stage
- Designed and sold the concept for a Radio Controlled drone to the military
- Manufactured and sold the Dennykite Airstream model engine
- Owned and operated a model hobby shop on Hollywood Boulevard in California

## Honors:

- 1983: National Free Flight Society Hall of Fame
- 2005: Model Aviation Hall of Fame

*The following is a three-part article about Reginald Denny, written by D.B. Mathews in his "Flying for Fun" column, published in Model Aviation magazine July, August, and September 2004.*

## [Part 1 – July 2004]

The following material is excerpted in large part from an interesting Web site - [www.ctie.monash.edu.au/hargrave/dennyplane\\_jr.html](http://www.ctie.monash.edu.au/hargrave/dennyplane_jr.html) - which was created and is maintained by Russell Naughton, who is a staff member of Monash University in Victoria, Australia.

Who is Reginald Denny? One evening I watched *Mr. Blandings Builds His Dream House* on the Turner Classic Movies television station. This entertaining 1948 comedy stars Cary Grant and Myrna Loy as the Blandings, and Reginald Denny as their architect.

While I was watching it, it occurred to me that not many modelers associate movie stars with our hobby. Some collectors and some of us older guys recall Dennykite engines and Dennyplane kits, but few fully realize their connection to a successful actor. I thought that could be the basis of a few interesting columns if I could access photos and articles on the subject.

Jack Maxwell wrote a two-part article about Reginald Denny's association with Radio Plane - one of the first firms to supply radio-controlled target drones to the military, in the late 1930s - that was published in the July and August 1992 issues of *MA*. Jack had served in a Navy unit that maintained and flew those drones during World War II.



*Actor and modeler Reginald Denny lived from [1891] until 1967.*




***Reginald Denny's hobby shop on the north side of Hollywood Boulevard was open from 1935 until 1963 under several owners who retained the name.***

That article was supported with numerous photos and data, so it was obvious that the material existed somewhere. I made a quick trip to the Google Internet search engine and turned up the aforementioned Reginald Denny site. It includes several hundred photos from what is obviously the Denny family album and reproductions of material published about Reginald Denny, including a construction article for a Denny Plane Jr. that I wrote which was published in the January 1977 MA. Now that's flattering!

Reginald Denny was born in Richmond, Surrey, England, on November 21, 1889, and he died in the same place in June 1967 while visiting his hometown. He acted in more than 200 movies and plays between 1919 and 1966. Both his parents were in the theater, and Reginald first appeared on stage at age 7. His father once played in a musical comedy opposite Lilly Langtree. (Do you remember the movie *Judge Roy Bean*?)



***While surely posed, this photo captures the excitement kids find in hobby shops. Reginald Denny is showing them some interesting models.***



***Classic airplanes hang in Denny's hobby shop. These fuselages are the Jr. type. They were for sale as ARFs in 1938!***

Reginald quit school at 16 to pursue a full-time theatrical career. He was successful in numerous roles in English Music Hall. He visited the US with a touring group in 1911 and moved here permanently in 1914. A moderately successful career in silent films followed.

When World War I broke out, Reginald enlisted in the Royal Air Force and was sent to Hastings, England, for pilot training. The war ended before he completed his training, so he saw no combat. This service left him with a lifelong interest in flying full-scale and model aircraft.

Returning to Hollywood in 1921, Reginald was frequently cast as the all-American athletic type

since he was in excellent condition. The advent of talking pictures ended this illusion, but his rugged good looks and sophisticated manner made him ideal for character roles - particularly playing sophisticated Englishmen.

The list of Reginald Denny's performances in movies is much too long to print here, but his more familiar roles were playing Commander Schmidlapp in *Batman*, Henry Percival in *Cat Ballou*, the police chief in *Around the World in 80 Days*, Frank Crawley in *Rebecca*, and Algy Longworth in the *Bulldog Drummond* series.

He created a role in the stage production of "My Fair Lady," and his last movie was *Assault on a Queen* in 1966. During his career he acted in such varied movies as *Abbott and Costello Meet Dr. Jekyll and Mr. Hyde* (1953) and *Romeo and Juliet* (1936).

Chances are extremely high that you have seen Reginald Denny in a movie. You may not have been able to put a name to the face, and you probably didn't know of a connection between the actor and model airplanes.

**Reginald Denny, Modeler:** Charles Lindbergh's solo crossing of the Atlantic set off a nationwide aviation craze, as has often been documented. Everyone young and old was focused on aviation and aviation events, and this interest and enthusiasm extended to building and flying model airplanes.

Numerous companies jumped into the activities with kits for rubber-powered models. As we illustrated with our photo coverage of the local Jimmie Allen contests, any event involving model airplanes generated huge crowds.

Combining his longtime interest and activities with full-scale aircraft, Reginald formed a company to develop and manufacture model airplane kits in 1934. By 1935, sales through local advertising were strong enough that he opened a retail model shop on the north side of



*Jane Withers with a Dennyplane Jr. used in her film Holy Terror. Jackie Cooper received one as a gift from Reginald.*



*Child actor Freddie Bartholomew prepares to fly a Dennyplane Jr. at Mines Field in California.*

Hollywood Boulevard in Hollywood, California, just visible from the exit off the Hollywood Freeway.

That location remained open until at least 1963 under the management of Peter Veer. Apparently in 1963 (there is some contention on this date) the shop was sold to Col. Tom's and combined with a store farther south in West Los Angeles.

As was typical in that era, the shop was a special place for modelers of all ages but was particularly magnetic to the young children in the neighborhood. Numerous modeling friends who are 50 or older often relate what places of total fascination and dreams hobby shops were in their youth. One of my favorite items that illustrates that phenomenon was an article published many years ago centering on kids in hobby shops titled "How Much Are Your 10 Cent Gliders?"

Reginald enjoyed young people and was exceedingly accommodating to them in his shop. Legend has it that no child was denied the joy of building a model airplane from one of his kits just because he or she had no money.

Reginald also developed a wonderful reputation for presenting his kits or completed models to child stars of the day. A photo on the cover of *Mechanics Illustrated* several years ago showed a young Mickey Rooney launching a Dennyplane. And as you can see from the photos I've used, several other child stars had those models.

In 1937, Reginald added a realistic looking "gas" design called the Dennyplane to his rubber-power kit line. This original version was notable because of its all-sheet-balsa tail surfaces; aluminum-tube wingtips; and two-piece, plug-in wing.

The Dennyplane also used an experimental engine that was apparently developed and produced by Major Mosely's Aircraft Industries in Burbank, California - the same company that made and sold Baby Cyclone engines. A modeling-press advertising campaign, most notably in *Model Airplane News*, generated worldwide sales.

Later versions of the Dennyplane were designed around the Dennykite engine that Walter Righter developed and manufactured and Reginald sold under license. This power plant, although crude in some ways, started and ran reliably, and it was sturdy - more than could be said about many of its counterparts.

The Dennykite was not produced during World War II, but it was sold again in the late 1940s. The advent of glow plugs and fuel brought the curtain down on it because it was not robust enough to stand such use.

A source of confusion for many years is the "Jr." version of the Dennyplane. This was a design featuring a one-piece wing, simplified landing gear, and overall simplified construction. It was sold as a lower-priced kit, eliminating much of the deluxe hardware and liquids of the more expensive Dennyplane.


Both designs could hardly be thought of as "Duration" models, particularly when compared with contemporary East Coast and upper Midwest designs of the era. The popular competition events for Free Flight Power in the California area placed emphasis on appearance and realistic flight, presenting appearance points combined with points for realistic takeoff, landing, and flight path. This preference is easily detectable when you look closely at the designs of Joe Weathers, Barney Snider (Model Craft), Danner Bunch, etc.

As a consequence, the Dennyplane series has never been popular with those who fly old-time designs competitively. However, its undeniable eye appeal made the Dennyplane series quite popular with the Free Flighters back then who had more interest in aesthetics than duration.

The Dennyplane Jr. lends itself very well to conversion to three- or four-channel RC; the original hinge lines can be retained, and the round cowl can be selected from stock of several aftermarket fiberglass suppliers. (Mine used one designed for the old VK Nieuport 17 kit.) Check the catalog for Fiberglass Specialties, 51200 Milano Dr., Macomb MI 48042; Tel.: (810) 677-0213. Construction plans and drawings of the Dennyplane Jr. are available from the AMA plans service.

**Next Month:** There is such a huge volume of material about and photos of Reginald Denny - the modeler - that I want to share; I will continue this theme in the August column.

### [Part 2 – August 2004]



*This is the version of the Dennyplane Jr. that the author had published in the January 1977 Model Aviation.*

IN THE JULY 2004 column I provided a quick look at Reginald Denny's theatrical career and tried to connect it to his involvement in the early days of modeling. Performing in more than 200 movies and stage plays between 1919 and 1966, he played comic and dramatic roles alongside the greatest stars of the day.

MODEL AIRPLANE NEWS FEBRUARY 1937 3

## MORE GOOD NEWS

from Reginald Denny

Although we specialize in Gas Kits and Engines, we have not forgotten the rubber powered models. Here are a few—each noted in lower right month.

### SIMPLE MODELS FOR BEGINNERS AT 25¢ EACH

Many beginners have attempted model building only to be disappointed because most of the construction kits on the market are so difficult when one has no knowledge of construction. In this group of kits we offer a progressive series of model building, starting with the Dennyplane, a simple one builder kit and continuing to make a kit that could handle medium models. BUILDING AND OBSERVATION, it is easy for the beginner to get the hang of things. In the first four named kits all have construction in wood. All parts are cut to shape, and landing gear is formed. It is only necessary to follow a simple and easy to read plan, to assemble these simple models. In the OBSERVATION kit a rubber motor is included in the kit, but of wing covering with tissue. After building these five models, the student is ready to make the other and more elaborate kits.

**HERE ARE TWO DANDIES!**

The Dennyplane has taken the building construction field by its tail in 1936. It has built many planes, and the Dennyplane Coupe gives the student what a complete kit should be. It is a kit that is easy to build and is a very good model.

It is one of the best rubber powered kits that are available. It is a kit that is easy to build and is a very good model. It is a kit that is easy to build and is a very good model.

**Each . . . 50¢**

### WEST WIND

A new building kit for the beginner. It is a kit that is easy to build and is a very good model. It is a kit that is easy to build and is a very good model.

**THE SENSATIONAL DENNY JUNIOR GAS KIT**

The great Denny gas kit is now available. It is a kit that is easy to build and is a very good model. It is a kit that is easy to build and is a very good model.

**The Denny Jr. \$10.00**

Kit Complete, less motor

### GAS JOB AIR WHEELS

1/2" x 1/2" x 1/2" . . . . .	\$1.00
3/4" x 3/4" x 3/4" . . . . .	1.50
1" x 1" x 1" . . . . .	2.00
1 1/4" x 1 1/4" x 1 1/4" . . . . .	2.50
1 1/2" x 1 1/2" x 1 1/2" . . . . .	3.00
1 3/4" x 1 3/4" x 1 3/4" . . . . .	3.50
2" x 2" x 2" . . . . .	4.00

### GAS JOB ACCESSORIES

DENNY COG. KIT (see page 2)	\$1.00
REPAIR KIT (see page 2)	.50
REPAIR KIT (see page 2)	.50
REPAIR KIT (see page 2)	.50
REPAIR KIT (see page 2)	.50


### TRY YOUR DEALER FIRST!

If he does not stock our line show him this advertisement and ask him to place your order. If no dealer is near you send your order direct to us. California customers please include 5% state tax.

REGINALD DENNY INDUSTRIES, INC. • 5751 Hollywood Boulevard • Hollywood, California

*A February 1937 Model Airplane News ad features a large selection of rubber kits and an early ad for the Denny Jr.*

However, less well known were Reginald's hobby shop, his kit production, his mail-order business, and his involvement in developing and distributing one of the first reliable ignition engines for model airplane use.



*Robert Montgomery with Dennyplane finished to resemble Luscombe Phantom. Test explains difference between it and Denny Jr.*

**A Clever Promoter:** As I mentioned last month, Reginald was successful in placing his Dennyplanes in the hands of the prominent child actors of that time. This was a clever marketing move because it exposed young people to gas-powered models and subsequently generated good publicity and a positive image of model airplanes. This was in a time when many parents were concerned about the safety of "gas" models for their children.

Additionally, the late 1930s was a time dominated by

dreams for most youngsters, since most families could not afford model airplanes, gas engines, or many of the other nonessential things of the era. We dreamed of someday owning an engine. There were even popular rubber-powered kits available with dummy cylinders and devices to make "engine" sounds as the propeller turned, thus creating the illusion of a gas engine.

While dreaming of models with real engines, we put our maximum craftsmanship and efforts into rubber-powered models in preparation for that "someday." In some ways, the real gas model was the carrot dangling in front of many young modelers of that era, and it motivated them to keep building in spite of some poor-quality kits.

I'd be remiss if I didn't mention one of the ironies of those dreams. As I noted, very few young modelers could afford gas engines in the 1930s. However, as the nation recovered from the grips of a major recession (depression, really), disposable income increased, allowing families to splurge a bit in the 1940s. Unfortunately, when we finally had the money, the wartime shortages

*April 1938 MAN ad for Denny D1630 deluxe version including metal engine mount with holes for coil and clip for condenser.*

MODEL AIRPLANE NEWS

5

**THREE FAMOUS DENNY VALUES**

**DENNY CONDOR—\$2.00**  
37" Wing Span

**DENNY SKYLARK—\$6.00**  
34" Wing Span

**DENNY STARLING—\$11.00**  
37" Wing Span







**DENNY Crack-proof BULLET**

**THE MYSTERY SPEED SHIP! CRACKING CAN'T SMASH IT!**

A powerful speed demon! Attains a speed of 85 miles per hour in the first 200 feet. Knockdown! But remember, it's like the finest endurance model. Ultra streamlined. Handbuilt propeller. Low wing. Adjustable rubber and machine. Rigid undercarriage. And best of all—its wings are made of the finest and finest material designed by the Denny engineers.

**\$1.25**

**A Real Denny Value!**

**DENNY Streamline AIRWHEELS**

**Equip Your Models With Genuine Dennywheels!**

Here's another exclusive Denny specialty for model builders—Denny Streamline Airwheels. Super quality construction. An outstanding engineering triumph. These airwheels are designed for durability and efficiency. Incorporating exclusive stress and patented features, Denny Airwheels. Use either Denny products, use a suitable advance to model airplane engines. Lubricated and polished at will. Faceted tail check valve and adaptor. No need to be inflated.

**\$1.75**

**Two Sizes—1 1/2-inch and 4 1/2-inch. Only \$1.75.**

**DEALERS NOTE**

Write us for latest lists. See, price lists and complete details. Each set has been automatically selected for you. We are pleased to make these. MAKE INVESTMENT AND WE'LL DELIVER!

**REGINALD DENNY INDUSTRIES, INC., 1511 HOLLYWOOD BLVD., HOLLYWOOD, CALIFORNIA**



*This flight shot of a Dennyplane landing at Mines Field in the Los Angeles Basin was extraordinary for 1938.*

*January 1938 MAN ad shows line of rubber-power kits that Reginald Denny marketed. Notice the inflatable air wheels.*

made it impossible to buy that dream engine, kits, or much of anything else.

Well, not quite impossible. Some engines and kits were available during the World War II years, but they were mostly junk! I can recall some of my contemporaries' awful, crushing disappointment when they scraped, saved, and sacrificed until they had enough money to send off for a GHQ engine, only to quickly learn that their money had been stolen from them.

These engines were available because of a bureaucratic mess-up. The War Production Board was advised that the future US mechanics and aircrews would need model airplanes on which to train. The bureaucrats decided that a manufacturer should be selected and provided with scarce and strategic materials to continue building model engines, and the way to determine which unit was the most "popular" was to check sales figures. Since the GHQ sold for less than half of the other brands, it did indeed sell more.

However, they didn't bother asking the opinion of anyone who knew anything about model engines, nor did they set up performance criteria. Had the government conducted even the most rudimentary test, it would have quickly learned that the GHQ wouldn't run.

Many young people of the 1940s were misled by those who sold these engines. They were so poorly built that they seldom produced more than an occasional "pop." And if by some miracle they did run, they wore out immediately. Consider how many potential modelers were driven away from the hobby, never to return, as a result of this grossly dishonest marketing.

Reginald Denny recognized this "build rubber power until you can afford gas" phenomenon; his ads featured several attractive rubber-powered models. I've reproduced a couple of the ads to give you a feel for them.

Notice that the Bullet was advertised as "crack-proof." This sort falls into the same category as other ads of the era that claimed a model was "guaranteed to fly." What was one to do if a model cracked or didn't fly?

**The Dennymite:** When Reginald introduced the Dennyplane, it featured wing halves that plugged into the fuselage top, a rather complex undercarriage, a solid-sheet empennage, and wire wingtips.

As I wrote last month, early on Reginald sold an engine made for him by the same factory that was producing the Baby Cyclone. For whatever reason(s), only a few were produced and sold.

In 1937, Reginald conducted a bidding contest seeking an engine that was suitable for the Dennyplane. Several backyard shop machinists/entrepreneurs (who were likely unemployed at the time) entered engines for testing.

An engine of .573 cu. in. displacement that Walter H. Righter designed and built was selected as the most reliable and easiest to start. Walter built the prototypes in his backyard and then in a small shop at 4695 San Fernando Road in Glendale, California, but soon moved to larger facilities at 800 South Flower Street in Burbank.

Marketed through Reginald's shop and mail-order business, and at least postwar through jobbers, the Dennymite proved to be a fairly successful seller and went through several modifications to its outside appearance and shape. It all led up to a teardrop-shaped cylinder head and exhaust stack called the "Airstream," which was the final version and sold postwar for a while. A total of slightly more than 10,000 of the engines were sold.

This and many other engines of that era utilized a cam on the crankshaft to open and close the ignition points as the cylinder traveled up and down. This sent an impulse through a coil, which magnified the amperage from the dry-cell battery to produce a spark in a miniature spark plug. These engines ran on two parts white (unleaded) gasoline and one part SAE 70- weight oil. Heavy oil was needed for lubrication and to fill in the loose fit of the parts.

Once the engine was started, one advanced the ignition timing by raising the lever on the points while leaning the air/fuel mixture with the needle valve. I described that much faster than the starting process usually was. One could identify gas-engine fliers by their enlarged deltoid muscle from flipping propellers. We had no electric starters until much later.

I've included photos of the Dennyplane and the Denny Jr. this month to clarify the differences. The model presented to Robert Montgomery is a Dennyplane, as is the flight shot. It featured a two-piece wing, functional wing struts, and (not visible in the photo) an undercarriage which was internally sprung. Some variation of the vertical fin's outline is also apparent.

This design was available in a standard and a deluxe kit. Both were well equipped with hardware such as a pre-bent aluminum tail-wheel bracket, but the deluxe kit also included air wheels, silk



for covering, and dope.

Roughly a year after the Dennyplane's introduction, a simplified version called the "Denny Jr." was introduced. Fred Hardy designed it. As can be seen in the picture, it used a one-piece wing with balsa tips and a plain bent-wire undercarriage.

However, this model was not cheaply done; it included a spun-aluminum cowl and metal aft of the firewall. I may have added to the confusion on this matter by publishing a Denny Jr. but identifying it as a "Dennyplane." The extra-wide fuselages, round cowl, etc. are reminiscent of one of the Howard DGA series or perhaps a Fairchild 24W.

The Dennyplanes are undeniably far more attractive than most other gas-powered kits of the era. If you want to construct one, my drawings and construction article from the January 1977 *MA* are still available. A short kit (cut parts only) is available from Klarich Custom Kits, 2301 Sonata Dr., Rancho Cordova CA 95670.

**Next month I'll** take a look at the virtually unknown major contributions to full-scale aviation that Reginald Denny and Walter Righter made.

### [Part 3 – September 2004]

**MUCH OF THE** following was excerpted from the article "Launch Count: 15,000 Drones, One Babe" by Stephen Joiner in the April/May 2003 *Air & Space* and Web site <http://www.ctie.monash.edu.au/hargrave/denny.html>

**What We Didn't Know About Reginald Denny:** As is almost any modeler with an interest in our hobby's history, I was aware of Reginald Denny's important contributions to the success of aeromodeling in the 1930s. In the previous two columns I have attempted to share information about those model-airplane contributions and his theatrical career.



*Reginald Denny with his early RP-1. Power plant is a Righter horizontally opposed twin (ungeared). This drone bears a strong resemblance to the Denny Jr.*


But as I explored the Web site from Monash University in Australia, I learned that Reginald Denny is truly the father of remotely piloted model airplanes!

From the beginnings of aerial combat, anti-aircraft gunners practiced marksmanship by shooting at target sleeves, which were essentially large windsocks


towed behind airplanes. Such flying duty was not highly prized, yet even though the target was towed in a straight line, few hits were ever recorded on the sleeve or tow airplane.

The military thinkers doubted that enemy aircraft would oblige with such broad-sided targets. In 1935, Reginald Denny heard an anti-aircraft officer complaining about the inadequacy of the target sleeves. "I told him I saw no reason why a target plane couldn't be sent up by radio control," he later told a *Los Angeles Herald Express* reporter. That was the defining moment for the development of what we refer to today as Remotely Piloted Vehicles, or RPVs.

Reginald's offhand remark was visionary and well ahead of the development curve. As far as can be determined, at that time no one had made repeatable radio-controlled flights - or at least not to the point of being commercially viable.



*The production line at Radio Plane: a sophisticated mass-production facility that grew out of a home workshop.*



*Unorthodox Righter twin's gearboxes provided contra-rotation of two propellers. Can you imagine hand-cranking it?*

The AMA Nationals did not even have a Radio Control event until 1937, and the few successful flights then were essentially controlled crashes. Clinton De Soto won flying a radio-controlled (at least occasionally) glider.

On the other hand, the Good brothers, Chas. Siegfried, Chet Lanzo, Clinton De Soto, Joe Raspante, Jim Walker, and a few others could see the potential for commercial and military applications for their pioneering radio-controlled model activities. But they lacked the financial backing of a movie star or the technical resources of a large body of unemployed technical people from the aircraft and movie industry. As a result, their radio control developments were limited to single models and the available commercial engines.

**Hobby Becomes Obsession:** Reginald converted his home workshop into a remote-piloting lab. "My dad devoted most of his time to the development of radio control, and took acting jobs only to support his family and the drone project," said his son, Reg Denny.

With the help of several ham radio operators and Walter Righter, who built the two-cylinder

engine, Reginald produced the first radio-controlled miniature target drone in 1936: the 9-foot-span RP-1. "RP" stood for "Radio Plane." (See photo.)


The RP-1 used toy train motors to move the control surfaces and a rotary telephone dial to encode signals in the RC transmitter. Chas. Siegfried and Jim Walker also used a phone dial for this purpose, leading to the conclusion that there must have been a flow of information between these three pioneers. Chas. Siegfried worked for the telephone company here in Wichita, and I saw him, in 1948, dialing for control, albeit rather sluggish and inconsistent.

These primitive technologies did not produce acceptable results for several years. Undeterred by numerous early crashes, Reginald continued to finance prototypes by playing movie roles opposite such diverse talents as Greta Garbo and Abbott and Costello. Thus his late-night research and development continued on Vine Street.

**Finally -- Predictability!** Four years of hard work and frustration later, in 1939 the home-built servos were replaced with units from Bendix, and a joystick replaced the phone dial. When the 12-foot-span RP-4 finally auditioned for the military, its big break almost became a disaster.

"Unbeknownst to the military that day, the aircraft went completely out of control," wrote Reginald's son. "The brass was extremely impressed with the wild aerobatics, while my father and his group were terrified that the drone might dive into the reviewing stands."

The RP-4 spun into the ground, but Reginald returned to Hollywood with a government contract. The Army designated the improved RP-5 the "OQ-2," and the Navy designated its drone the




*A restored OQ-2 drone before complete covering. Notice the stamped aluminum wing ribs and two propellers on one shaft contra-rotating via a gearbox.*



*This young lady was working in the Radio Plane factory when a twist of fate changed her life forever.*



*Albert Robinson restored this drone, which is on display at the [National Model Aviation] Museum. Open hatch is for recovery parachute release.*



*The rail apparatus used to launch drones from a limited space without attempting to take off unassisted.*

built mostly from wood and were covered with lightweight muslin, which was sealed with nitrate dope. As the series evolved, a welded steel-tubing fuselage was combined with stamped aluminum wing ribs and a welded empennage.

The early series was powered by various twin engines designed and manufactured by Walter Righter, who had built the Dennykite model airplane engines for Reginald. Some of these early twins were, to put it mildly, "unusual," as you can see in the photo.

Those were later replaced by more traditional horizontally opposed twins that featured an updraft carburetor, a single ignition, and, in some instances, gearboxes that provided contra-rotation of twin propellers in an effort to counter torque.

Next month I will show you the launching method used and the parachute recovery system.

**That Photo:** In 1945, Sergeant David Conover Sr. was a photographer assigned to the 1st Motion Picture Unit stationed at Universal Studios. In an effort to improve the troops' morale, this unit provided newsreel footage of support on the home front to be shown as part of the

TDD-1, for "Target Drone Denny." The specifications were a one-hour flight to 5,000 feet, and then a parachute recovery with minimal damage.

In June 1940, the Radio Plane Corporation moved from the Denny household to a Van Nuys, California factory. Nearly 15,000 Denny drones were produced during World War II.

Reginald continued to refine the designs,

adding aileron control, larger engines, and increasingly more-reliable radio equipment. The last iteration was the long-lived KD-2R5, which reached a production run of more than 85,000, surpassing that of any full-scale aircraft ever manufactured! Yet by the nature of their intended use, very few drones remain. That makes the OQ-2a on display in the [National Model Aviation] Museum in Muncie, Indiana, a unique exhibit.

**Construction and Power:** Early versions of the drones were constructed much like large model airplanes; that is, they were

informational (read: propaganda) movies for the troops program.

The commander of this unit was a friend of Reginald's, and he sent David out to Radio Plane to take some footage and stills of the activities there. The commander was Ronald Reagan.

David immediately noticed a photogenic young lady doping OQ-3 panels and asked her if she would pose for him. A 19-year-old Norma Jean Dougherty reportedly asked, "Am I really photogenic?" David thought she was to the point where he arranged a test and subsequent contract with a modeling agency for her. Those first commercial photos led to an extraordinary career for this Radio Plane worker - particularly after she went blonde and changed her name to Marilyn Monroe.

When I saw the photo in *Air & Space*, I contacted the editor, who referred me to David Conover Sr.'s son, who runs a bed- and-breakfast on an island in the Frazier River in British Columbia, Canada, near Kamloops. You are looking at the first commercial photo ever taken of Marilyn Monroe! Who would have thought it possible to use a photo of Marilyn in a column about model airplanes?

---

**This PDF is property of the Academy of Model Aeronautics. Permission must be granted by the AMA History Project for any reprint or duplication for public use.**

**AMA History Project**  
National Model Aviation Museum  
5151 E. Memorial Dr.  
Muncie IN 47302  
(765) 287-1256, ext. 511  
historyproject@modelaircraft.org

